

Features:

- Steel construction
- Chrome finish
- Four non-marring casters
- 41" L x 24" W x 36" H
- Silver

Parts:

- 2 Side panels with rails
- 1 Top panel
- 1 Bottom panel
- 1 Front panel
- 1 Back panel
- 4 Swivel casters
- 12 Nuts
- 12 Bolts

Instructions:

Perfect for any multi-use gym, the Champion Sports Portable Lockable Ball Locker holds a variety of ball sizes.

1. Begin with sides of the cart by pushing the swivel casters securely into posts. Figure 1.
2. Attach top panel to the front panel. Figure 2.
3. Attach the bottom panel to the back panel. Figure 3.
4. Connect the top/front configuration to the side panel with casters. Figure 4.
5. Connect the bottom/back configuration to the side panel with casters. Figure 5.
6. Put both sections together and secure with screws. Figure 6.



BALLS NOT INCLUDED

FIGURE 1

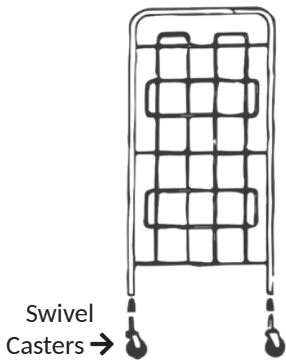


FIGURE 2

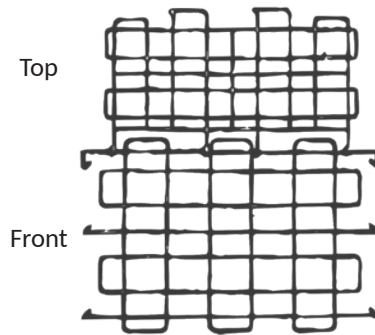


FIGURE 3

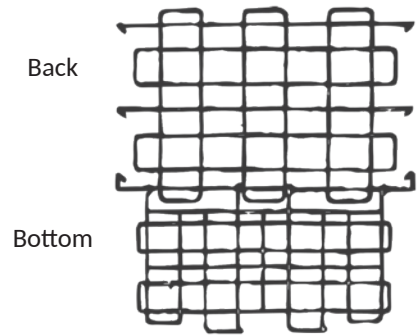


FIGURE 4



FIGURE 5




FIGURE 6

