




# LTX ALL TERRAIN LOCKABLE BALL LOCKER

## Features:

- Holds up to 24 basketballs, soccer balls, and playground balls
- Lockable hinge cover
- All-steel construction
- Blue powder-coated finish
- All terrain wheels for any surface
- 36" L x 24" W x 36" H
- Blue



## Instructions:

This full-size Champion Sports All Terrain Lockable Ball Storage Locker holds up to 24 regulation size basketballs, soccer balls, or playground balls.

1. Fold open the carrier & push the two swivel casters into the plastic sockets already inserted into the frame. Seat casters firmly to "lock" in place. Figure 1
2. Remove the plastic sockets on the other side using a screwdriver and hammer and discharge. Push one tube connector approximately 1/2" into the open end of the rear side frame. Figure 2
3. Thread a coupling nut onto each end of the threaded rod. Next, attach this threaded rod assembly into the rear side of the carrier using the smaller hex head bolts. Figure 3
4. Slip the larger hex head screws through the center of the wheel then thread on a hex nut. Figure 4
5. Hand tighten wheel assembly and check that wheels spin freely.

### PLEASE NOTE:

For safe operation and continued high performance from this equipment, inspection and maintenance must be performed before use. The use of this equipment other than intended may be hazardous. Alteration or modification of equipment may be hazardous.

Figure 1

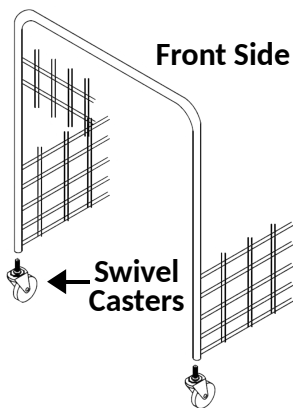


Figure 2

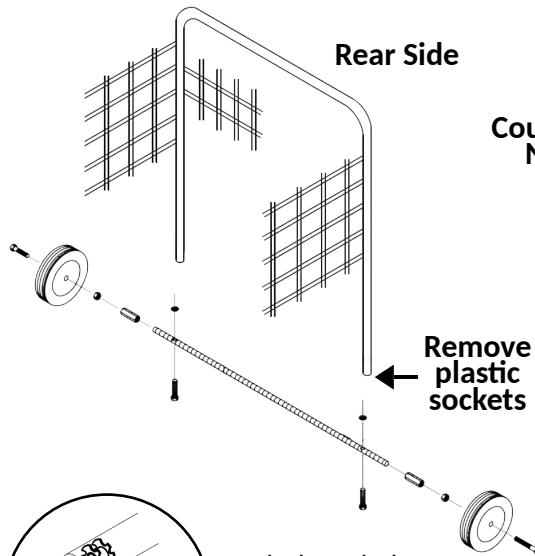


Figure 3

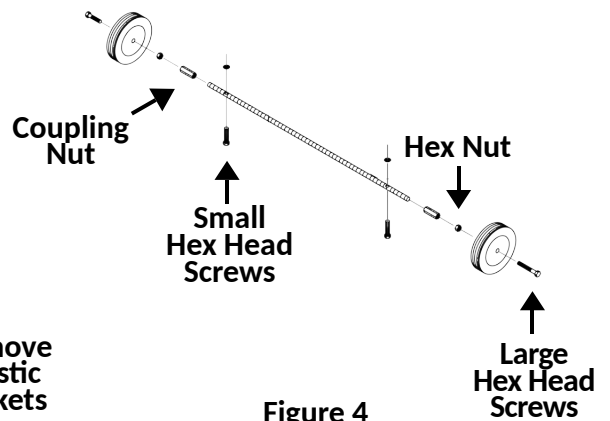
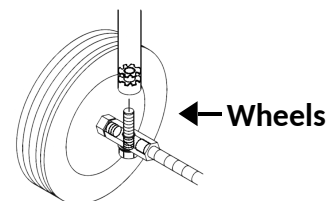
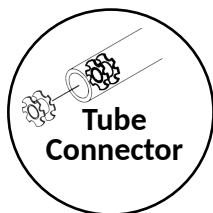


Figure 4



### PARTS:

- 2 (3") Hex Head Screws
- 2 Hex Nuts
- 2 (1.18") Hex Head Screws
- 2 Insert Nuts
- 1 Threaded Rod
- 2 Swivel Casters
- 2 Coupling Nuts



Push threaded insert approx. 1/2" into each end of bars