











CG204

TOURNAMENT SERIES VOLLEYBALL BALL SET

6 Poles 	1 Boundary Line 	3 Guide Lines w/4 Adjusters & 4 Stakes 
1 Volleyball Net 	1 Volleyball 	1 Ball Pump 
1 Carrying Bag 		



- Unroll the net and spread across the court.
- Locate the pole pieces and lock the top & middle pieces together.
- Slide the side sleeve over each pole ensuring the white tape is across the top.
- Lock the bottom pole piece on to complete pole setup.
- Tie the net onto an eye hook on each pole to hold in place.
- Hook the guide lines to the eye hook.
- Have one person hold one of the poles upright.
- Pull the guide lines out at a 45° angle and hammer the stakes into the ground, tightening slack using the plastic adjusters if needed.
- Stand the other pole upright and pull until the net is straight across.
- Pull the guide lines out at a 45° angle and hammer the stakes into the ground, tightening slack using the plastic adjusters if needed.
- Tighten the net by pulling the net ties taut and re-tying.
- Using a tape measure, set the boundary line at 30' wide x 60' long for volleyball, 20' wide x 44' long for badminton*, adjusting the boundary line to fit with the net cutting the court in half.
- Inflate ball by inserting the pump needle at a 90° angle.

Basic Rules of Volleyball:

- The first team serving is the team who wins a valley.
- The following games will be served by the previous game loser.
- The server must serve from the service zone behind the boundary line until after contact.
- The ball may be served underhand or overhand.
- The ball must be visible to opponents before serve.
- Served ball may graze the net and drop to the other side for a point.
- Serve must be returned by a bump only. No setting or attacking a serve.

Playing:

- The ball can be played off the net during a volley or serve.
- Players must not block or attack a serve.
- Maximum of three hits per side.
- If two or more players contact the ball simultaneously, it is considered one play and the players involved may not participate in the next play.
- Players may not hit the ball twice in a row (blocks are not considered hits).
- A ball touching the boundary line is considered in-bounds.
- A legal hit is contact with the ball by a player's body above and including the waist and does not allow the ball to come to a rest.
- Switching positions will be allowed only between front row players any only after the serve.

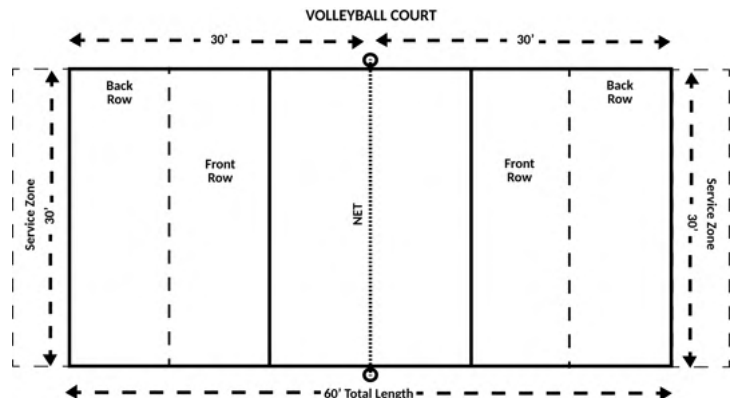
**All playing areas vary and court diagrams represent regulation sized courts. Have fun and adjust the court to fit your playing area!*

Scoring:

- A point is scored on every live play of the ball, either by the serving or receiving team.
- Offense scores on a defensive miss or out of bounds hit.
- Defense scores on an offensive miss, out of bounds hit, serve into the net.
- Must win by 2 points.
- The game will be played to 25 points or until 1 team has 2 more points than the opposing team.

Rotation:

- Teams rotate each time they win the serve.
- Players rotate in a clockwise manner.
- Four to six players on each side, with half in the front row and half in the back row



CHOKING HAZARD: Small parts. Not for children under 3 years

Champion Sports • One Champion Way • Marlboro, NJ • 07746-0368 • 888-980-1200